




# — MODEL — PC-22D Electronic Pump Control Panel



PC-22D Pump  
Control Panel

Inside the  
PC-22D



- Pre-programmed Valve Controller
- Suitable for all Booster Pump and Deep Well Applications
- Works with 60 Series and 131 Series Control Valves
- Electronically Control Open/Closing Speed of Control Valve
- Indicator Lights Monitor System Status
- NEMA 4X Rated Enclosure

The Cla-Val PC-22D provides control of the pump and pump control valve preventing surges in the system when the pump starts or stops. It consists of a pre-wired electrical control panel employing a programmable valve controller to sequence the pump and pump control valve during all modes of operation. The programmable valve controller which is housed in a NEMA 4X rated enclosure provides protection to the pumping system from damage due to mechanical, hydraulic or power failure. The PC-22D offers all the control features found in the Cla-Val recommend wiring diagrams, plus alarms, automatic shutdown and adjustable timers.

System indicators provide local visual indicator of normal operation and alarm conditions. An externally mounted three position "Hand-Off-Auto" switch provides local or remote pump start/stop operation. The PC-22D is supplied with contacts for remote start, a pressure switch and a valve limit switch.

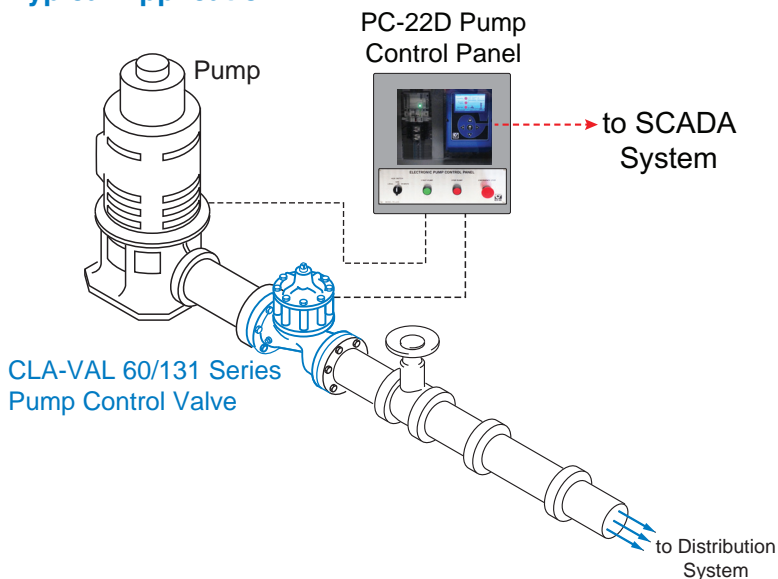
The Cla-Val PC-22D Electronic Pump Control Panel is manufactured to insure a minimum amount of field wiring. It is pre-programmed for most common pump control applications. Custom application programming is available upon request.

## Features

- Controls single and dual chambered pump control valves
- Local visual indication of pump and control valve status
- Easy to adjust sequence timers
- Displays time for system to build pressure and for valve to open
- Contacts provided for remote or automatic start signal
- Operator interface buttons and reset switch
- Easy field wiring installation
- Automatic shutdown of pump in emergency situations
- Terminal block connections include – solenoid controls, valve limit switch, pump starter relay, remote automatic contact, pressure switch
- HOA switch for remote or local operation



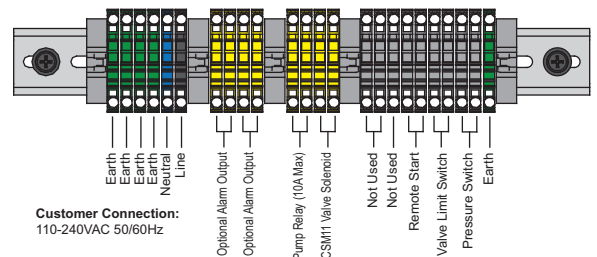
## Typical Application



To minimize "in field wiring" the PC-22D is manufactured for most common pump control applications. The installation above shows the PC-22D being used with a Cla-Val Electronic Pump Control Valve.

## Wiring Diagram

### 60-Series Control Valve



### 131-Series Control Valve (2 Solenoid)

